


PANO 5.25"

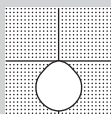
WOODWORKS®

GRILLE TEGULAR 9/16" & 15/16" INTEGRATION



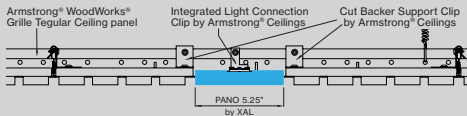
PERFORMANCE

- Coordinates with Woodworks® Grille Tegular & Integration ceiling panel
- Up to 124lm/W
- High performance opal cover
- Remote mountable LED Driver
- Damp rated



WoodWorks® Grille Tegular Ceiling Integration

Grille Tegular Panel



REMOTE MOUNTING

Quick and easy electrical connection

REMOTE MOUNTING



[link to page](#)


ARMSTRONG CEILING TYPES

WARM, AESTHETIC ROOMS

WT5 - WOODWORKS®
GRILLE TEGULAR 15/16"




WT5 - WOODWORKS®
GRILLE TEGULAR-VERTICAL SLATS



WLS - WOODWORKS®
GRILLE SOLID WOOD PANELS



WLV - WOODWORKS® GRILLE
VENEERED PANELS



5 YEAR
limited
led warranty

Catalog Number Example

PANO5-WT9-WH-PS-OP-27K-C80-UNV-DALI-0550LF-OST-02FT

A RANGE

PANO 5.25" PANO 5

I VOLTAGE

120V / 277V UNV

B CEILING TYPE

WoodWorks® Grille WT 9
Tegular 9/16"
WoodWorks® Grille WT 5
Tegular 15/16"

please contact your Armstrong® ceilings rep for the Integrated Light Connection Clip for the specified ceiling type

J DIMMING

0-10V 1% 0 1 0 V

K OUTPUT LM/FT

775lm/ft 100% ± 0 7 7 5 L F

L SHAPE / PATTERN

Linear / straight S T

C COLOR

White W H
Black B L

M DIMENSIONS IN FT

2' fixture 0 2 F T
4' fixture 0 4 F T

E POWER FEED LENGTH

4' standard integrated P S

fixture replaces full length of ceiling panel slats; please see table on next page and fixture length dimensions

F LENS

HP opal cover O P

G CCT

3000K 3 0 K
3500K 3 5 K

H CRI

CRI > 80 C 8 0
CRI > 90 C 9 0

BASO
basolighting.com
xalusa.com

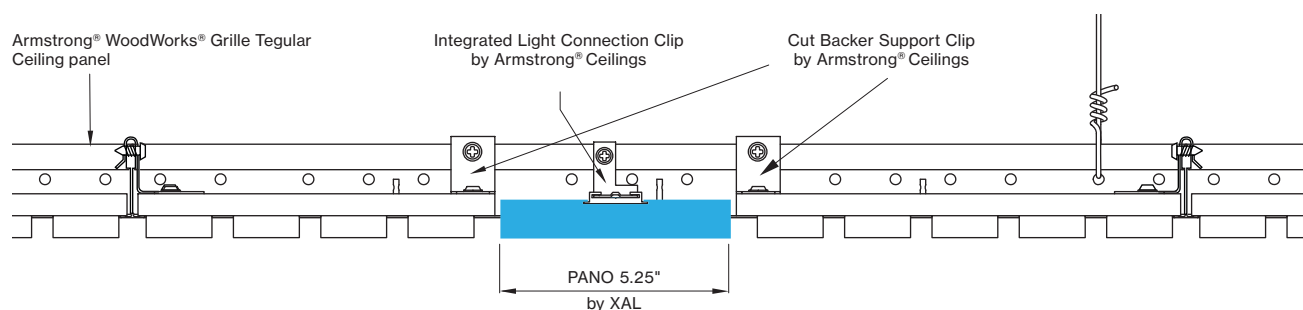
Technical data

	SIZE TYPE	LED COLOR TEMPERATURE	INPUT WATTS	DELIVERED LM TOTAL	LIGHT DISTRIBUTION	DELIVERED LUMEN DIRECT	OPTICAL EFFICIENCY	LUMINAIRE EFFICACY
PANO 5.25"								
e LED	2' opal	40 K	10.4 W	1100 lm	100% down	1100 lm	69%	110 lm/W
	4' opal		20.7 W	2200 lm		2200 lm		110 lm/W
e ² LED	2' opal	40 K	15 W	1550 lm	100% down	1550 lm	69%	106 lm/W
	4' opal		30 W	3100 lm		3100 lm		106 lm/W
e ²⁺ LED	2' opal	40 K	20.4 W	2000 lm	100% down	2000 lm	69%	98 lm/W
	4' opal		40.8 W	4000 lm		4000 lm		98 lm/W

for 27 K, 30 K or 35 K multiply lm value by 0.96

WoodWorks® Grille Tegular Ceiling Integration

(for more ceiling options, please see CEILING OPTIONS pages)



Available lengths for ceiling types

CEILING TYPE	2 FT	4 FT	6 FT	8 FT
WoodWorks® Grille Tegular 9/16	23.375"	47.375"	n/a	n/a
WoodWorks® Grille Tegular 15/16	23"	47"	n/a	n/a
WoodWorks® Grille Classic	23"	47"	71"	95"
WoodWorks® Grille Forte	*23"	47"	71"	95"
WoodWorks® Linear Solid Wood panels	*23"	*47"	*71"	95"
WoodWorks® Linear Veneered panels	*23"	*47"	*71"	95.25"

*Woodworks ceilings are not available in this length. Wood panels need to be cut in the field to fit this length.

INTEGRATED LIGHT CONNECTION CLIP

Armstrong® Ceilings Integrated Light Connection Clip

visit armstrongceilings.com/linearlighting

please contact your Armstrong Ceilings rep

WoodWorks® ceiling systems

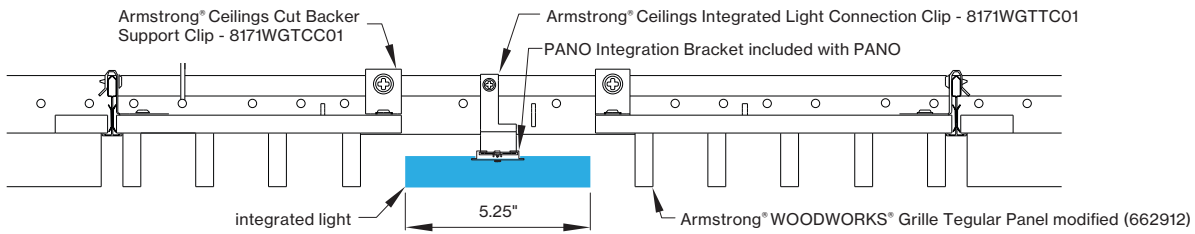
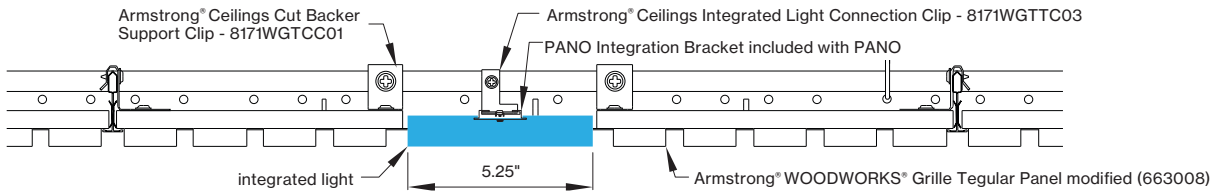
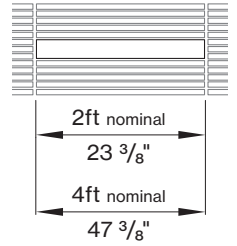
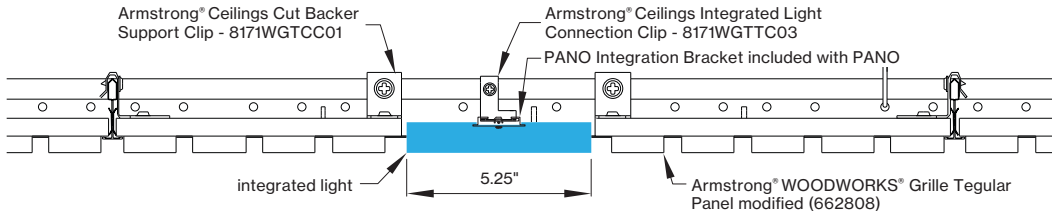
XAL PANO is only approved for Armstrong® WoodWorks Grille Tegular 9/16, WoodWorks Grille Tegular 15/16, WoodWorks Grille, WoodWorks Linear Solid Wood panels and WoodWorks Linear Veneered panels ceiling systems. Refer to armstrongceilings.com for installation instructions related to the ceiling products.

DIMENSIONS

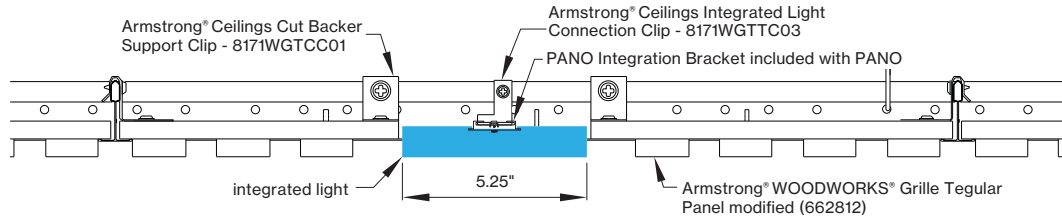
PANO 5.25"

WT9 - ARMSTRONG® WOODWORKS® GRILLE TEGULAR 9/16" PANELS

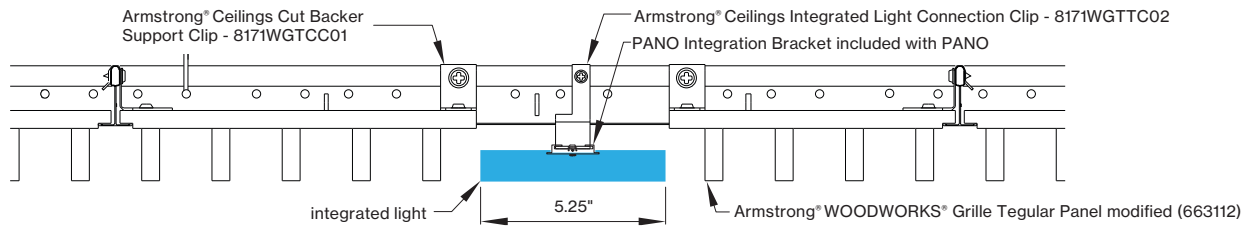
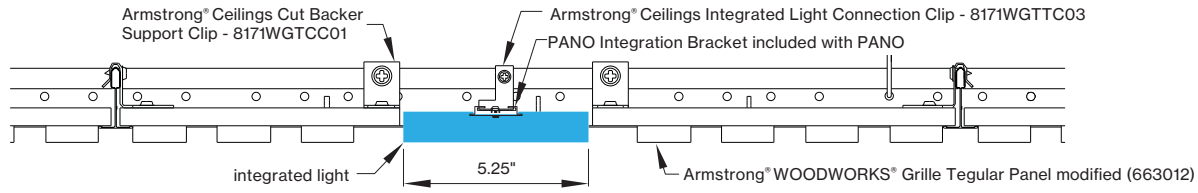
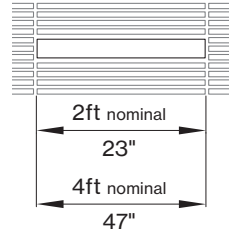
WT9 view from below



WT5 - ARMSTRONG® WOODWORKS® GRILLE TEGULAR 15/16 PANELS



WT5 view from below



PANO mounting instructions

Get access to the PANO mounting instructions faster by scanning the QR code.



<https://www.xalusa.com/resources/cut-sheets/pano>